


Jumbo

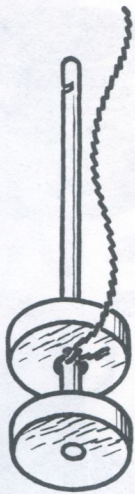
© 1978 by Hausmann & Hötte n.v. under Berne
& Universal Copyright Conventions

JUMBOLANA

no 270

a/Uitg.: 4/4/78





1

Met een wollen draadje wordt in het begin de ruwe wol aan de spintel bevestigd.

Avec un petit fil de laine, on fixe au début la laine brute au fuseau.

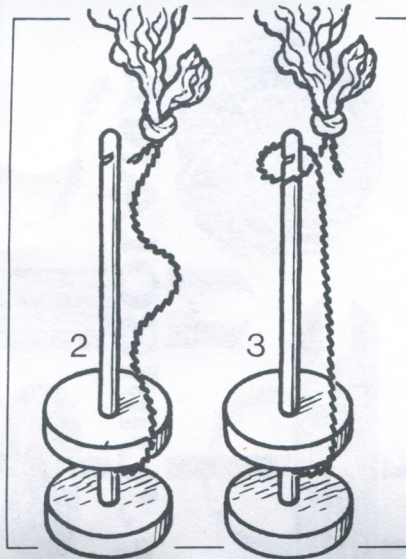
Mit einem Wollfaden wird zu Beginn die rohe Wolle an der Spindel befestigt.

First the raw wool must be attached to the spindle by means of a woollen thread.

Man börjar med att fästa ullén på spinntrissan med en ylletråd.

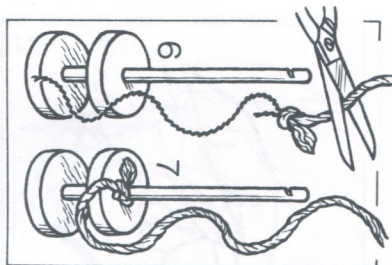
I begyndelsen bindes ulden til spindestokken med et stykke garn.

All'inizio fissare la lana grezza alla canocchia con un filo di lana.



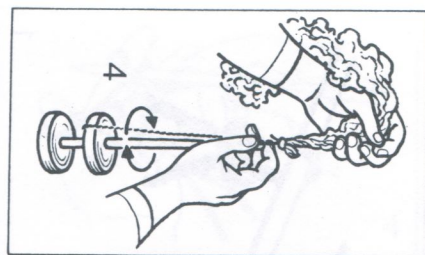
2

3

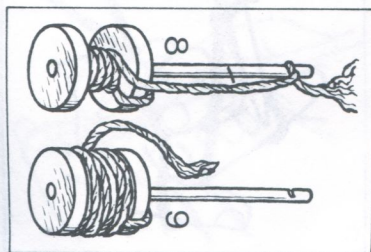


6

7

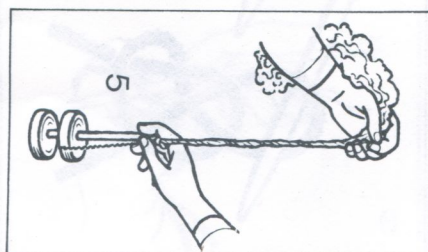


4



8

9



5

