

# FINE DEL GIOCO

Quando tutti i normali Recinti sono stati posizionati sulla plancia, ha inizio la fase finale. Il gioco prosegue fino alla fine del turno del giocatore alla *destra* del Primo Giocatore (così che tutti i giocatori abbiano lo stesso numero di turni durante la partita). Se avete bisogno di piazzare un Recinto durante la fase finale del gioco, usate i Recinti Finali.

Quando l'ultimo giocatore completa il suo turno è il momento di calcolare il vostro punteggio!  
Il **valore di ciascuna tessera terreno** in vostro possesso alla fine della partita è **uguale al numero totale di Pecore in tutte le Regioni di quel tipo di Terreno** (ricordate: la Pecora Nera conta come 2 Pecore per il calcolo del punteggio). Prendete dalla riserva Danari corrispondenti alla somma del valore di tutte le vostre tessere Terreno e aggiunteli alle monete in vostro possesso (se ancora ne avete). Il giocatore con più soldi è il vincitore! In caso di pareggio, vince il giocatore che riesce a belare più forte, come una vera pecora!  
Nota: il costo delle tessere Terreno non conta nel calcolo del punteggio finale.

*Esempio:* Hai 2 tessere Pascolo e 1 tessera Montagna. Ci sono 3 Pecore in totale nelle 3 Regioni Pascolo, e 4 Pecore in totale nelle 3 Regioni Montagna. Il tuo punteggio totale è di 10 punti (3 + 3 + 4).

# REGOLE SPECIALI PER PARTITE A 2 GIOCATORI

Le regole sono le stesse fatta eccezione per queste 3 varianti:

- + Ogni giocatore inizia la partita con 30 Danari.
- + Ogni giocatore usa 2 Pastori (usate solo i Pastori rossi e blu).
- + Al vostro turno, dovete scegliere 1 dei vostri Pastori e compiere tutte e 3 le vostre azioni usando solo quel Pastore.



# RINGRAZIAMENTI

Ringraziamo tutti gli amici che con il loro playtesting e i loro consigli hanno permesso che questo progetto fosse portato a compimento. In particolare gli amici del *Tempio di Kuma* e di *IDG*. Un ringraziamento particolare va a Mauro Sorghienti per le illustrazioni del prototipo, a Simone Tascini per aver spinto la Pecora Nera e ad Aska per la sua pazienza e il suo supporto durante il lungo lavoro.

Autori: Simone Luciani e Daniele Tascini  
Illustrazioni: Giulia Ghigini  
Layout: Noa Vassalli e Lucas Kowal  
Revisione regolamento: Alessandro Pra'  
Art Director e Project Manager: Cranio Creations s.n.c.  
Copyright © 2012 and Trademark 2012, Cranio Creations s.n.c. All rights reserved.



# SHEEPLAND

*Sheepland:* a sunny land of rolling green meadows, lush forests, and majestic mountains. The peaceful, happy people of the island want nothing more than to roam the land with their fuzzy little flocks of fluffy white sheep. All is well and good, until somebody has the bright idea to put up some fences...

Now the shepherds must compete for the most profitable lands to raise their flocks, driving the sheep to the lands they own—and fencing them in so they don't wander off and join some other shepherd's flock!

And then there's that strange black sheep that keeps showing up. His rare black wool is certain to fetch a pretty price in the market for the shepherd that can pen him in!

Can you corral the finest herd in the best lands and become the richest shepherd in *Sheepland*?

# GAME COMPONENTS

1 Game board

The game board shows the island of Sheepland, divided into **18 Regions** surrounding the **Village of Sheepsburg**. There are 6 **Terrain** types, with 3 Regions of each Terrain. The Regions are divided by **roads**. Each road is marked with a numbered space.

30 Terrain tiles

There are 5 Terrain tiles for each type of Terrain, numbered from 0 to 4. This number determines the cost of the tile (in **Dinars**).

6 Starting Terrain tiles



60 Coins

(Dinars in various values)



20 Fences




12 Final Fences



1 First Player token

(in 2 pieces; to be assembled)



18 White Sheep

1 Black Sheep

6 Wooden Shepherds (in 4 colors)

1 die





## SETTING UP THE GAME

- Open the **game board** and place it in the middle of the table.
- Place 1 white **Sheep** in each of the 18 Regions (not in Sheepsburg).
- Place the **Black Sheep** in Sheepsburg
- Shuffle the 6 **starting Terrain tiles** and give 1 to each player. Return the unused tiles to the box.
- All Terrain tiles must be kept secret from the other players until the end of the game. You may examine your own Terrain tile at any time.
- Sort the other **Terrain tiles** by Terrain type and place them face up in 6 stacks beside the game board. The tiles in each stack must be arranged in numerical order with "0" on the top and "4" on the bottom.
- Place the **Dinars** (coins) and the **Fences** near the game board. Separate the **Final Fences** from the rest (they are used only in the final phase of the game).
- Each player chooses a color, and takes the matching **Shepherd** pawn. Give each player 20 Dinars starting cash (see special rules for two player at the end of this rulebook).
- The most recent player to caress a sheep is the First Player and takes the First Player token.
- Starting with the First Player and going clockwise (to the left), each player places his Shepherd on any unoccupied numbered road space on the game board.

You are now ready to begin!

## PLAYING THE GAME

**Sheepland** is played in turns, starting with the First Player and going clockwise.

At the beginning of your turn, you must roll the die to see if the **Black Sheep** moves (see **The Black Sheep**).

Then, you **must** take *three actions*, chosen from the following list:

- Move Your Shepherd
- Move 1 Sheep
- Buy 1 Terrain Tile

You may choose any selection from the list for each action, and you may perform them in any order **except** at least *one* of your actions *must* be used to **move your Shepherd**. You may perform the same action twice, but if you do you must move your Shepherd before taking that action for the second time.

**You may:**

- Move your Shepherd 3 times;
- Move 1 Sheep, buy 1 Terrain tile, then move your Shepherd;
- Buy 1 Terrain tile, move your Shepherd, then buy 1 Terrain tile again;
- Move your Shepherd twice, then buy 1 Terrain tile.

**You may not:**

- Buy 2 Terrain tiles then move your Shepherd;
- Move 1 Sheep, buy 1 Terrain tile, then move 1 Sheep again;
- Move your Shepherd, then move 2 Sheep.



### MOVE YOUR SHEPHERD

You may move your Shepherd to *any* road space that is *not* occupied by another Shepherd or a Fence. If you move to an adjacent road space (connected directly by a road without passing any other road spaces), the movement is **free**. If you move on any other space on the board, you must pay **1 Dinar**.

When you move your Shepherd, you *must* place a Fence on the space your Shepherd moved *from*. Do not place the Final Fences until *all* of the regular Fences have been placed on the game board. The Final Fences are used only during the final phase of the game (see **End of the Game**).

### MOVE ONE SHEEP

You may move any 1 Sheep (including the Black Sheep) from either of the 2 Regions adjacent to your Shepherd to the other Region adjacent to your Shepherd.

**You may only move 1 Sheep each time you choose this action.**

### BUY ONE TERRAIN TILE

You may buy 1 Terrain tile from the supply if it matches *either* of the 2 Regions *adjacent* to your Shepherd.

When you buy a Terrain tile, you must take the top tile from the matching stack and pay the price shown on the tile (in Dinars). Place the tile *face down* in front of you and keep it secret from the other players.

Buying a Terrain tile will reveal a more expensive tile, so the next player to purchase a tile of that type will have to pay a higher price.

**Important:** When you buy a Terrain tile, you are *not* buying a specific Region on the game board. Instead, you are "investing" in that type of Terrain. The income you will gain from each Terrain tile at the end of the game will be equal to the number of Sheep in *all* Regions of that Terrain type (see **End of the Game**).



### THE BLACK SHEEP

The Black Sheep starts the game in the Town of Sheepsburg. Like any regular Sheep, it can be moved by spending a Move 1 Sheep action, but it will also try to escape on its own!

At the beginning of your turn, you *must* roll the die. If there is a road space adjacent to the Black Sheep's Region that matches the number rolled, you *must* move the Black Sheep to the Region on the other side of that road.

The Black Sheep *does not* move if there is no matching road space, or if the matching road space is occupied by a Fence or *any* Shepherd.

**At the end of the game**, the Black Sheep counts as **2 Sheep** when calculating the final score.





## END OF THE GAME

When all of the regular Fences have been placed on the game board, the final phase begins. The game continues until the end of the turn of the player to the *right* of the First Player (so, all players will have an equal number of turns during the game). If you need to place a fence during this final phase of the game, use the Final Fences.

When the last player completes his turn, it's time to add up your score! The **value of each Terrain tile** you have at the end of the game is **equal to the total number of Sheep in all Regions** that match that Terrain type (remember: the Black Sheep counts as 2 sheep for scoring). Take Dinars equal to the value of all of your Terrain tiles and add them to any coins you still have. The player with the most money is the winner! If there is a tie, the player who can bleat like a sheep the loudest wins!

**Note:** the printed costs of the Terrain tiles have no influence on the final scoring; all tile are treated equal.

*Example: You have 2 Pasture tiles and 1 Mountain tile. There are 3 Sheep total in the 3 Pasture Regions, and 4 Sheep total in the 3 Mountain Regions. Your total score is 10 points (3 + 3 + 4).*

## SPECIAL RULES FOR 2-PLAYER GAME

The rules are the same except for these 3 changes:

- Each player begins the game with 30 Dinars.
- Each player uses 2 Shepherds (use only the red and blue Shepherds).
- On your turn, you must choose 1 of your Shepherds and take all 3 of your actions using only that Shepherd.



## SPECIAL THANKS

The designers would like to thank all of their friends that helped with the play-testing and the suggestions that made the successful conclusion of this project possible. Special thanks also to the friends of il Tempio di Kuma and IDG. Very special thanks go to Mauro Sorghienti for the artwork on the prototype, to Simone Tascini for pushing the Black Sheep, and to Aska for his patience and support during the long work.

Designers: Simone Luciani and Daniele Tascini

Artwork by: Giulia Ghigini

Layout by: Noa Vassalli and Lucas Kowal

Translation into English: Alessandro Pra'

English Editing: William Niebling

Art Director and Project Manager: Cranio Creations s.n.c.

Copyright © 2012 and Trademark 2012, Cranio Creations s.n.c. All rights reserved.

## SHEEPLAND

**Sheepland:** Ein sonniges Fleckchen voller saftiger Weiden, üppiger Wälder und eindrucksvoller Gebirge. Die friedlich-fröhlichen Inselbewohner sind den ganzen Tag damit beschäftigt, das Land mit ihren wolligen Herden wuschelig-weißer Schafe zu durchqueren. Alles hätte so schön sein können, wenn nicht plötzlich jemand diese verflixten Zäune aufgestellt hätte ...

Denn jetzt geht es darum, seine Schafe auf den eigenen, fruchtbarsten Weiden grasen zu lassen – und diese ordentlich einzuzäunen, damit die lieben Wolltiere nicht ausbüchsen und sich womöglich zu anderen Herden verirren!

Außerdem taucht da noch dieses seltsame, schwarze Schaf auf. Seine kostbare schwarze Wolle bringt dem Schäfer, der es einferchen kann, bestimmt einen guten Preis!

Schaffst du es, die schönste Herde auf dem besten Boden einzuzäunen und der reichste Schäfer von **Sheepland** zu werden?

## SPIELMATERIAL

### 1 Spielplan

Der Spielplan zeigt die Insel Sheepland, die in 18 **Regionen** rund um den **Ort Schafsburg** eingeteilt ist. Es gibt 6 **Geländearten**, je 3 Regionen in einer Geländeart. Die Regionen sind durch **Straßen** voneinander abgegrenzt. Jede Straße besitzt ein Zahlenfeld.

### 30 Geländeplättchen

Es gibt 5 Geländeplättchen pro Geländetyp, die von 0 bis 4 nummeriert sind. Die Zahl zeigt die Kosten des Geländes an (in **Talern**).

### 6 Start-Geländeplättchen



### 60 Münzen


(**Taler** in verschiedenen Werten)



### 20 Zäune




### 12 Schluss-Zäune



### 1 Startspielerfigur

(zweiteilig, zum Zusammensetzen)



### 18 weiße Schafe

1 schwarzes Schaf

6 Schäfer aus Holz

(in 4 Farben)

1 Würfel

