


# 102 753 Shadow Outline Construction Game

**Spielidea:** Claude Imhof

# Dusyma HH



**As if by magic the original building on this site has disappeared. Only the outlines remain to show what once stood here. Try and reconstruct the building using only the shadow outlines as a guide. All architects will need the following requirements: a good imagination, planning and organisational skills plus a steady hand.**

**Contents:**

- 38 building bricks
- 20 laminated card pattern outlines
- 1 blank pattern card for individual design
- 1 soluble pen
- 2 clip- in plastic panels
- 1 velcro fastening to connect
- 2 clips to secure templates




**Age:** From 5 years

**Number of players:**  
1 player

**Setting up the game:**

Turn over the wooden box , then slot the two plastic panels into the groove. Lock the panels with velcro fastening. Next, insert the pattern outline cards and secure with the two clips supplied. Now play can begin already.

# Dusyma HH



**Game concept:** The aim of the game is to match the shadow outline of the building to the shadow outline of the pattern cards so that they are identical. The pattern outline cards are on the same scale as the actual building so that the builders can see at a glance whether their construction corresponds or not. The shadow outline pattern cards (A1-A19) are graded according to difficulty and offer a step-by-step guide to construction. The children are quick to master the technique and are soon able to work on their own without adult supervision.

**Game variation 1:** For an easy version of the game, lay out only the actual number of building bricks required. See chart on pattern outline card for further details.

	■	▲	▲	■	■
<b>Set</b>	20	6	4	4	4
<b>A1</b>	1	0	0	0	0
<b>A2</b>	2	0	0	0	0
<b>A3</b>	2	0	0	0	0
<b>A4</b>	0	0	0	1	0
<b>A5</b>	1	1	0	0	0
<b>A6</b>	0	1	1	0	0
<b>A7</b>	4	0	0	0	0
<b>A8</b>	6	0	0	0	0
<b>A9</b>	9	0	0	0	0
<b>A10</b>	2	0	0	1	0
<b>A11</b>	2	0	1	1	2
<b>A12</b>	0	0	0	1	0
<b>A13</b>	4	6	0	0	1
<b>A14</b>	4	1	0	1	2
<b>A15</b>	7	2	0	2	2
<b>A16</b>	6	3	1	0	0
<b>A17</b>	20	2	2	0	0
<b>A18</b>	15	0	0	0	2
<b>A19</b>	4	0	0	4	3
<b>A20</b>	0	0	0	0	0

# Dusyma

**Game variation 2:** Choose building bricks while construction work is in progress. The difficulty lies in the wider choice.

**Game variation 3:** First construct and then draw. Copy the shadow outline onto the A20 pattern card with the soluble pen supplied. Make a copy of the new design before cleaning the A 20 card for further use.

**A useful tip:** An ideal way of supplementing the pattern cards and upgrading the difficulty levels.

**Game variation 4:** For a real challenge build only from construction plan. First draw your design on paper and then start building. The ultimate test to prove whether all details have been taken into consideration.