

# VIKINGDOMS

A game by Dorsonczky József


## OVERVIEW, GOAL OF THE GAME

The players are Viking seafarers who expand their territories by continuously raiding new lands. They loot coins and build villages, ports, and other settlements. During their raids, they may capture prisoners or even get their hands on allies.


The islands of the five kingdoms – five pairs of territory tiles – lie at the mercy of the raiders and are 'waiting' to be pillaged. Each raid requires a larger troop of six or more Vikings that players recruit together so they can loot together, and the player whose Viking leads the raiding troop chooses the first tile.

The player **who builds three villages or three ports or collects 16 coins** can build the VI. Kingdom, and wins the game.

## COMPONENTS




6 board tiles




12-12 Viking pieces



12 territory tiles



2-2 territory markers



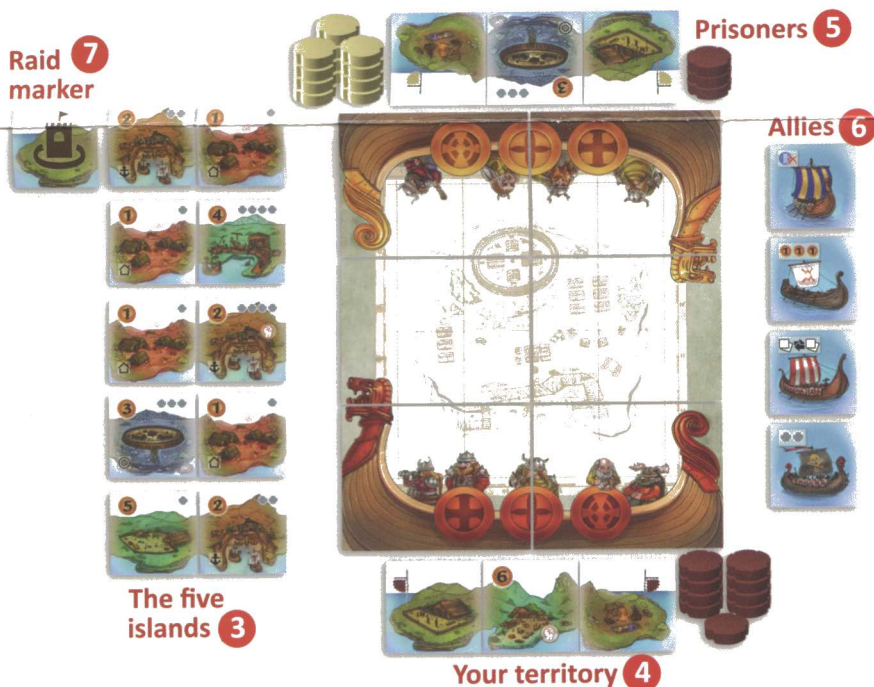
1 raid marker



4 ally tiles

# SET-UP

- (1) Place the 6 board tiles edge-to-edge to create the board (see figure).
  - (2) Choose a colour and take the 12 Vikings and 2 territory markers.
  - (3) Shuffle the 12 territory tiles and both players randomly draw one. Place the remaining tiles in a row next to the board in pairs - these will be the islands you'll be raiding - **the five islands**. Each island is built from two territory tiles (tile pairs).
  - (4) Start building your territory: place the tile you've drawn in front of you, then place one territory marker on the left (**the lockup**) and one on the right (**the camp**) side of the tile, and finally place your Vikings in the camp (next to the tile).
  - (5) Take as many Vikings from your opponent as shown on your territory tiles and place them in your lockup.
  - (6) Place the 4 ally tiles on the free side of the board.
  - (7) The owner of the less wealthy territory – the one with fewer coins or, in case of a tie, the youngest player – decides from which of the islands the raiding starts, the upper or the lower island – places the raid marker next to that island.
- The player who has placed the raid marker starts the game, then they take turns.



## RAIDING PHASE

Players raid the territories that are next to the raid marker.

Place the **raiding troop** on the raid marker, then each player takes one of the two territory tiles. The first to take a tile is the player whose Viking leads the troop – **has the Viking on top**. His opponent **must** take the remaining tile.




## TERRITORY TILES

There are twelve territory tiles, from which six types of buildings can be built: village (🏠), port (⚓), fortress (🎯), workshop, farm and marketplace.


Each tile gives additional coins (🪙) and prisoners (👤), their amount shown on the upper left and right corner.

Two tiles also contain rioters (👊), these can be found on the picture.




**Before adding the taken tile to your territory, the effects of the tile must be performed strictly in the following order!**

The player who has **more prisoners** (👤) on his tile takes as many Vikings from his opponent as the difference is between them, and places them in the lockup (*example: 4-1=3, takes 3 prisoners*). In case of a tie, no prisoners are taken. If the opponent doesn't have enough Vikings in his camp, the prisoners are taken from the raiding group.





When a player collects a **second rioter** (👤), a riot breaks out, and he loses one of his territory tiles. His opponent takes a territory tile of his choice, and places it in front of himself. He also receives the prisoners that are shown on the tile (**example: due to a riot, the player loses a tile and 4 prisoners**).



When a player collects his **second village** (🏠) or **port** (⚓) or **fortress** (🎯) **tile** (by raiding or by a riot), he will also take an ally tile. If both players achieve this goal at the same time during a raid, the first player to choose an ally is the player whose Viking is on the top of the raiding troop (**example: two ports were collected and an ally tile was taken**).



If a player has **two or more prisoners**, he can initiate – if he wants to – a prisoner exchange. They exchange the same number of prisoners and place them back into their camp (**example: the players exchange 3 prisoners**).



## ALLY TILES

There are four different ally tiles.

Whenever you obtain one, you place it underneath one of your territory tiles.



### **FREYA – the lawbreaker**

It is no longer mandatory to build the raiding troop with your Viking on top!



### **VÖLUND – the wealthy**

Gives 3 coins to your territory.



### **GUNNAR – the strategist**

You may immediately exchange two territory tile pairs between themselves.



### **LÖKE – the conqueror**

You immediately take two prisoners from your opponent, and put them in your lockup.

## END OF THE PHASE

The phase ends by building your territory tiles into your territory, disbanding the raiding troop and thus each player putting his Vikings back in his own camp, and finally, moving the raid marker next to the upcoming island (territory tile).

If no one has reached a victory condition, a new recruitment phase begins.

# END OF THE GAME

If at the end of the raiding phase one of the players has 3 identical buildings in his territory – 3 villages or 3 ports – or has 16 coins collected, the game ends immediately and the player wins the game since he has built the VI. Kingdom.



**Example:** victory with three villages.



**Example:** victory with 16 coins.



If both of them reach a victory condition (3 villages or 3 ports or 16 coins ) at the same time, the player with the 3 identical buildings wins.

If both of them have built 3 identical buildings (one of the players 3 villages the other 3 ports), or both collected 16 coins, the winner is the player who had his Viking leading the last raiding troop - who had his Viking on top.

## ATTENTION, RIOTS CAN SPOIL YOUR VICTORY!

Although, after taking the territory tile, a player will have 3 identical buildings or 16 coins, it is possible that his victory might still be spoiled by his opponent. If a riot breaks out due to the taken tile, his opponent may take such a tile from him that at the end of the phase he won't have 3 buildings or 16 coins.



**Example:** with the port tile, the player has gathered 16 coins, but because he has now collected a second rioter, his opponent can take any of his tiles – worth 1, 2, 3, 5, or even 6 coins; so, at the end of the phase, he won't have 16 coins.