


# A B C D

Pak Gallego  
Óscar Julve  
Jaume Copons

## RULEBOOK


Walls sometimes  
divide people, but...

...the ABCD wall  
brings us together to play!




## GAME SETUP

Build a wall with the 25 boxes – place them randomly. They may be placed straight or crooked, with a base of 4, 5, 6 boxes... Make it as you wish, with or without divisions, organized or disorganized!



Once the wall is built, deal the objectives (the color cards with words). Each player should have their objective in front of them and they will try to make their words with the letters from the boxes.




## HOW TO PLAY

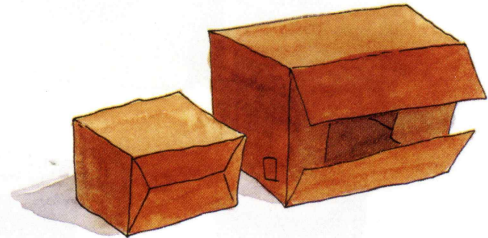
### LET'S PLAY

Choose a player to start the game. Each player will play a turn until one of them completes the word in their card by using their boxes.

In each turn, you can only touch one of the boxes. You may lift two, three... but you must put the rest back in the wall without touching them.




If they fall, you must build the wall again and you will lose your turn.




## PLACING BOXES

When taking a box, you will try to find in it any letter missing in your word.

If you find it, leave the box close to your objective card.



Otherwise, put it back in the wall wherever you want (or wherever is worst for other players).



## THE CARDS

In **ABCD** you have 2 kinds of cards according to the two first difficulty levels:

A) Difficulty level 2 **BEGINNERS** (4 letters words)

B) Difficulty level 2 **EXPERTS** (5 letters words)

A)

CLUB

B)

HOTEL

There are 2 more levels, but the **SUPER-EXPERTS** (6 letters) and the **ACES** (7 letters), don't need cards.

# HOW TO PLAY WHEN HAVING DIFFERENT LEVELS?



If an older player plays with a younger one, the cards may be used as a handicap: the older player plays with an **ACE** card while the younger player plays with a **BEGINNER** or an **EXPERT** one. Try it, it will be fun!

Attention! If you are extremely experts, you may use the white cards and write words longer than 6 letters!

## MORE GAME POSSIBILITIES!

In **ABCD**, you will find cards with words, but you may create your own cards. All you need is a pencil and a piece of paper to write the words you want to play with. You may write 4, 5, 6 letter words or even longer...

You may also play by creating cards with your names, surnames or another word you are learning at school!



Author: Pak Gallego  
Illustrations: Òscar Julve  
Original Idea: Jaume Copons  
Graphic Design: Marc Simó  
Translation: Gloria R. García